



SOCIAL-EMOTIONAL LEARNING

HPS BOARD WORK SESSION
DECEMBER 13, 2021

TIMELINE

FALL 2019

ELEMENTARY PBIS LAUNCH
+ TRAUMA-INFORMED
PRACTICES

1

FALL 2020

RETURN TO SCHOOL
ROADMAP

3

SPRING 2021

PBIS SPECIALIST TEAM
EXPANSION

5

2

WINTER 2019

RAPIDS RESPONSE
STRATEGY
TRAINING

4

WINTER 2021

SEL SELECTION PROCESS

6

FALL 2021

RULER PILOT

TIMELINE

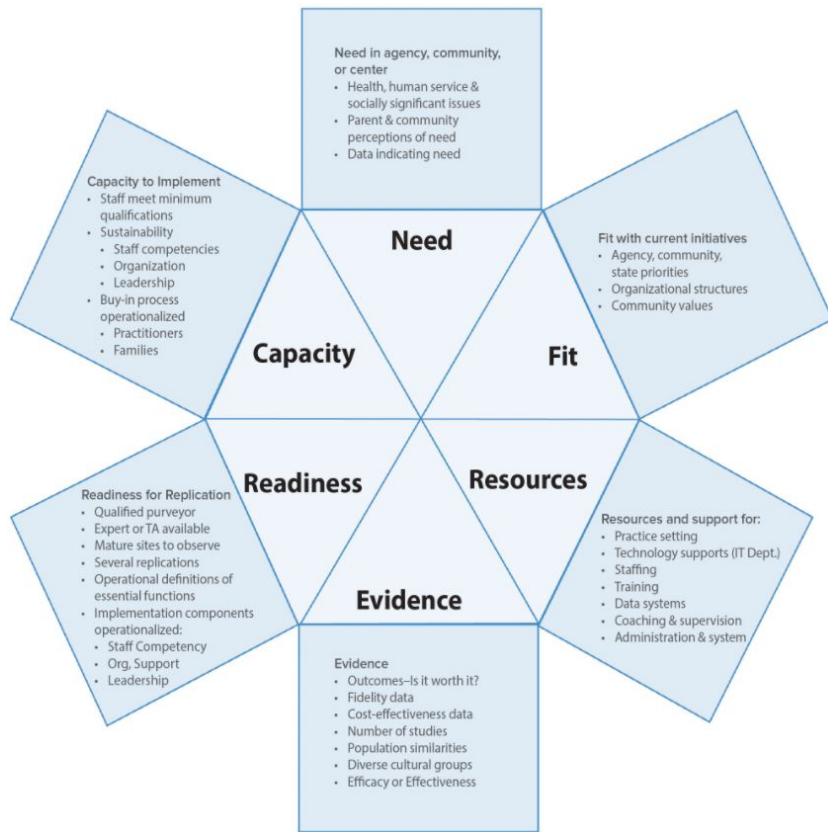
- » (2018) Enhancement Millage supporting additional Mental Health supports
- » (Spring 2019) - Hired two PBIS Specialist and a Student Services Coordinator
- » (Fall 2019) Stephanie Grant training alongside of PBIS Training and Implementation
- » Teachers asked for additional training, strategies and supports
- » (Spring 2020) Predictable Response Strategies in full department meetings
- » Teachers continued ask was for additional teaching resources
- » (Fall 2020) - Return to School Roadmap - strong emphasis on mental health prevention and support



Timeline Continued

- » (Winter 2020) SOAR-IV goals included the selection of a social-emotional curriculum
 - » (Winter 2020) SEL Selection Process
 - » (Spring 2021) Expansion of the PBIS Specialist Team
 - » (Fall 2021) RULER pilot
- 

SEL SELECTION PROCESS



HPS SEL RATINGS SUMMARY SHEET

Michigan Model	NEED	FIT	RESOURCES	EVIDENCE	READINESS	CAPACITY	TOTAL
District	3.125	2.75	2.75	2.5	2.125	2	2.54
Secondary	2.71	2.71	2.71	2.43	1.57	1.57	2.28
Elementary	3.33	2.5	2.67	2.5	2.17	2	2.53

Caring School	NEED	FIT	RESOURCES	EVIDENCE	READINESS	CAPACITY	TOTAL
District	3.75	4	3.75	3.38	3.13	2.88	3.48
Secondary	3.57	3.86	3.57	3.29	3	3	3.38
Elementary	3.83	4	3.83	3.33	3.33	2.83	3.53

Paths	NEED	FIT	RESOURCES	EVIDENCE	READINESS	CAPACITY	TOTAL
District	3.625	3.875	3.25	4	3.125	2.875	3.46
Secondary	3.29	3.29	3.29	3.29	3	3	3.19
Elementary	3.67	4	3.34	4.34	3.34	3	3.62

Positive Action	NEED	FIT	RESOURCES	EVIDENCE	READINESS	CAPACITY	TOTAL
District	4.07	4.2	3.27	3.4	3.4	3.27	3.60
Secondary	3.86	3.57	3.57	3	3.29	3.57	3.48
Elementary	4.27	4.64	3.18	3.73	3.73	3.36	3.82

RULER Method	NEED	FIT	RESOURCES	EVIDENCE	READINESS	CAPACITY	TOTAL
District	4.71	4.57	3.71	3.86	3.29	4.29	4.07
Secondary	4.67	4.67	4	3.67	3.33	4	4.06
Elementary	4.8	4.6	3.4	3.8	3.2	4.4	4.03

Sanford Harmony	NEED	FIT	RESOURCES	EVIDENCE	READINESS	CAPACITY	TOTAL
District	4.25	3.88	4.63	3.13	3.63	3.75	3.88
Secondary	4.14	3.86	4.43	3	3.29	3.29	3.67
Elementary	4.33	4	4.83	3	4	4.17	4.06

Second Step	NEED	FIT	RESOURCES	EVIDENCE	READINESS	CAPACITY	TOTAL
District	4.07	4.07	3.4	3.27	3.67	3.4	3.65
Secondary	4	4	3.67	3	3.33	3.33	3.56
Elementary	4.07	4.07	3.4	3.27	3.67	3.4	3.65

True Success	NEED	FIT	RESOURCES	EVIDENCE	READINESS	CAPACITY	TOTAL
District	3.46	3.15	3.92	3.15	4.54	4.08	3.72
Secondary	3.4	3.4	3.8	3.4	4.2	4.2	3.73
Elementary	3.6	3.2	4	3.2	4.6	4	3.77



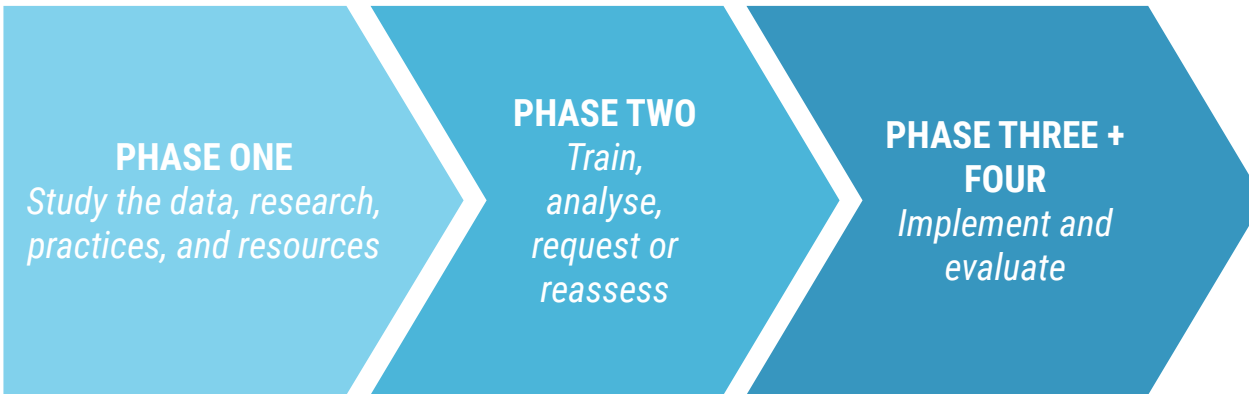
Pilot

Why pilot in all buildings?

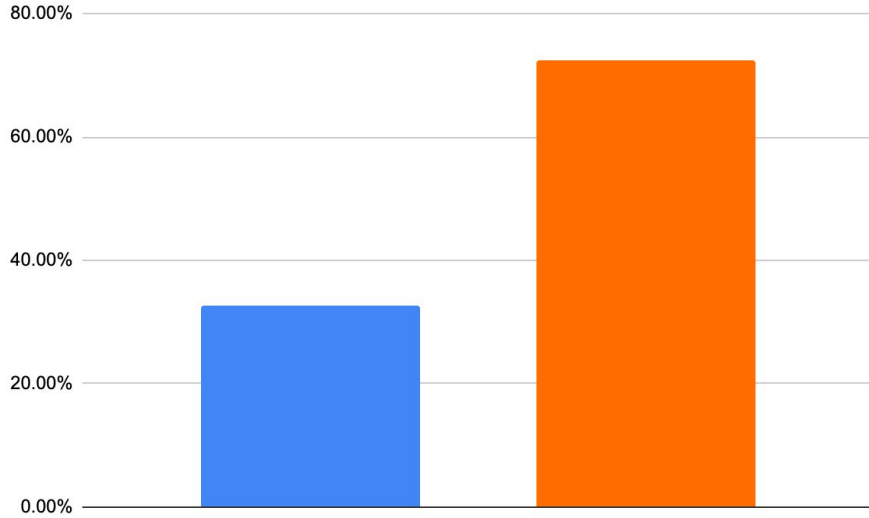


CURRICULUM ADOPTION PROCESS

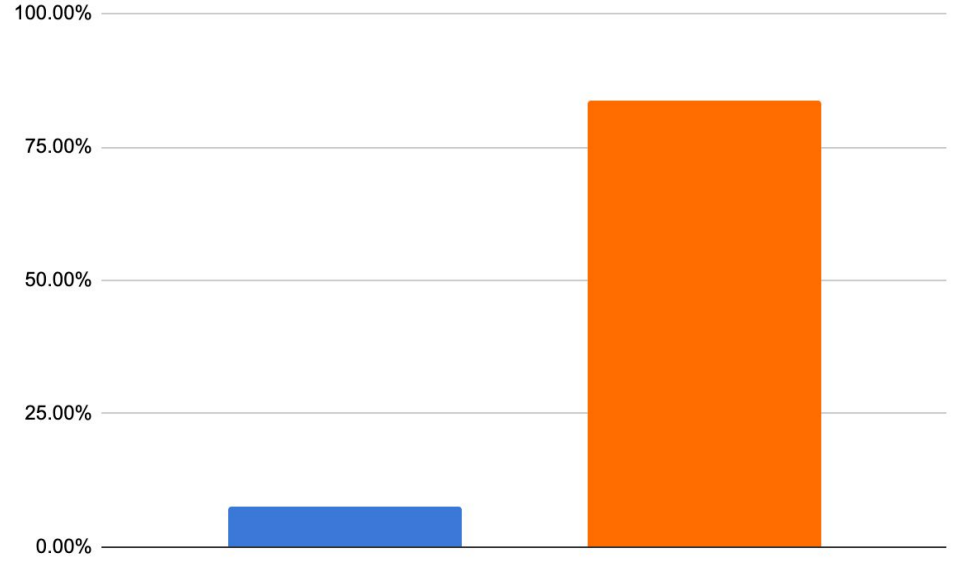
(March, 2018)



Student Data



Third Grade Pre- and Post-Data



Fifth Grade Pre- and Post-Data

TEACHER FEEDBACK

- » Showing carryover to conflict resolution
- » Students using the vocabulary in reference to character feelings, impacting their recall accuracy on reading comprehension questions
- » Mood Meter can be integrated into understanding graphing concepts
- » Students are using the language in terms of noticing/understanding the emotions of peers



THANKS!

Any questions?

